



Product data sheet

Range 801 L-shaped support rail with shower head holder 801.33.226

HEWI



Similar picture

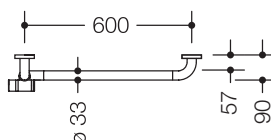
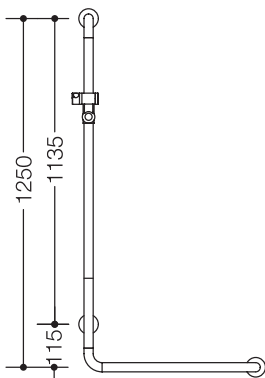
Range 801 L-shaped support rail with shower head holder 801.33.226

- vertically and horizontally arranged, rails connected at right-angles with fixing roses made of synthetic material and shower head holder
- vertical length 1250 mm, horizontal lengths 600 mm, 90 mm deep
- bar diameter 33 mm, rose diameter 70 mm
- suitable for shower heads of various manufacturers
- shower head holder can be continuously tilted and, after pulling or pushing a large lever, its height can be adjusted
- conical adapter on shower head holder makes it easier to hook in the handheld shower head
- for wall mounting with special HEWI fixing materials and roses
- can be mounted in left hand or right hand position
- made of high-quality polyamide according to HEWI colour chart
- with continuous core made of corrosion-proof steel and aluminium with stainless steel reinforced end bends
- suitable for HEWI hanging seats 950.51...10..., 950.51...11..., 802.51...11..., 802.51...12... and 801.51...


Article no.: HEWI 801.33.226



Dimensions



Colors



Polyamide

Alternative colors



Polyamide, mat

Technical information subject to alteration, September 1st, 2019

HEWI Inc.
80 Pine Street, 24th Floor
New York, NY 10005

Phone: 646 405-1032
Fax: 646 405-1027

hewi@hewi.us
www.hewi.com