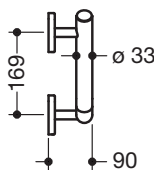
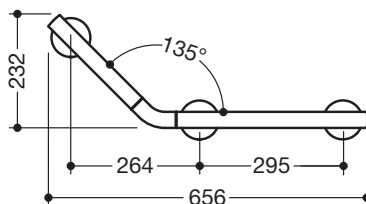


L-shaped support rail 950.22.20090

- rails joined at a flat (obtuse) angle
- for holding on to and providing support
- made of high-quality polyamide in HEWI colour 98 (signal white) or 99 (pure white)
- with continuous, corrosion resistant steel core
- centre-to-centre 264 mm, 345 mm and 169 mm, angle 135°, 90 mm deep, diameter of rail 33 mm
- increased stability through 3 mounting supports
- wall connection with discreet supports (diameter 18 mm) perpendicular to wall and flat roses
- rose diameter 80 mm, cap height 13 mm
- easy installation due to individually installed mounting plates made of high-quality stainless steel for hanging the L-shaped support rail
- can be mounted in left hand or right hand position
- including non-corrosive HEWI fixing material.

Dimensions in mm



Colours




Basic colour

Alternative colours



Basic colour



Rails

Technical information subject to alteration, 16th August 2019

HEWI Heinrich Wilke GmbH
Postfach 1260
D-34442 Bad Arolsen

Telefon: +49 5691 82-366
Telefax: +49 5691 82-99366
international@hewi.com
www.hewi.com

HEWI (UK) Limited
Holm Oak Barn, Beluncle Halt
Stoke Road
Hoo Kent ME3 9NT

Phone +44 1634 258 200
Fax +44 1634 250 099
info@hewi.co.uk
www.hewi.com